




SUMMARY OF CY 2017 PROGRAM OF WORK (POW)

REGION / PMO : 1 PROJECT TITLE : Restoration/Rehabilitation/Repair of AMBURAYAN RIS NAME OF SYSTEM/PROJECT : AMBURAYAN RIS SYSTEMS CATEGORY : NATIONAL IRRIGATION SYSTEM PROJECT DESCRIPTION : Repair/Improvement of canal	Program No. : 1 Date : June 27, 2016																																																												
I. GENERAL INFORMATION																																																													
1. Project Location a. Region : 1 b. Province / City / Municipality : La Union / Bangar District : 1 2. Service Area / Designed Area (Ha.) : 1,653 Ha. 3. Source of Water : Amburayan River 3.a Drainage Area : 3.b Dependable Flow : 4. Type of Irrigation a. Run off the River : <input checked="" type="checkbox"/> b. Reservoir : c. Ground Water Pump : d. Others :	6. Overall Project Cost a. GOP : 5,000,000.00 b. Loan Proceeds : c. Others (Equity, etc.) : TOTAL : 5,000,000.00 7. Physical Target (Overall) a. New Area (Ha.) : b. Restored Area (Ha.) : 10 Ha. c. Repair Works: c.1 Earth Canal (km.) : c.2 Lined Canal (km.) : 0.280 km. c.3 Structures (unit) : c.4 Coconet Slope Protection (sq.m.) : c.5 Concrete Service Roads (km.) : c.6 Earth/gravels Roads (km.) : c.7 Other repair works : c.8 Rehab. Area (Ha.) : 525 Ha. d. Other Activities:																																																												
8. Overall Implementation Schedule a. Physical Starting Date : b. Completion Date :																																																													
II. WORK TO BE DONE (For the current year)																																																													
1. Performance weight % a. Contract Works : 94.50 b. Force Account Works : 5.50 c. Others : TOTAL : 100.00 2. Starting Date: When fund is made available 3. No. of days to Complete: 180 calendar days	7. Physical Target a. New Area (Ha.) : b. Restored Area (Ha.) : 10 Ha. c. Repair Works: c.1 Earth Canal (km.) : c.2 Lined Canal (km.) : 0.280 km. c.3 Structures (unit) : c.4 Coconet Slope Protection (sq.m.) : c.5 Concrete Service Roads (km.) : c.6 Earth/gravels Roads (km.) : c.7 Other repair works : c.8 Rehab. Area (Ha.) : 525 Ha. d. Other Activities:																																																												
III. BREAKDOWN OF CURRENT YEAR PROGRAM																																																													
<table border="1" style="width:100%; border-collapse: collapse;"> <thead> <tr> <th style="width:50%;">PROGRAM</th> <th style="width:25%;">Field Office</th> <th style="width:25%;">Central Office</th> <th style="width:10%;">Total</th> </tr> </thead> <tbody> <tr> <td>DIRECT COST</td> <td></td> <td></td> <td></td> </tr> <tr> <td>1. CIVIL WORKS</td> <td>4,740,899.48</td> <td>4,740,899.48</td> <td></td> </tr> <tr> <td> a. Contract Works</td> <td>4,725,005.99</td> <td>-</td> <td>4,725,005.99</td> </tr> <tr> <td> b. Force Account Works</td> <td>-</td> <td>-</td> <td>-</td> </tr> <tr> <td>2. INSTITUTIONAL DEVELOPMENT PROGRAM</td> <td>75,000.00</td> <td>-</td> <td>75,000.00</td> </tr> <tr> <td>3. CONSTRUCTION SURVEY</td> <td>50,000.00</td> <td>-</td> <td>50,000.00</td> </tr> <tr> <td>4. PARCELLARY SURVEY</td> <td>-</td> <td>-</td> <td>-</td> </tr> <tr> <td>5. RIGHT OF WAY ACQUISITION, PLANT/PROPERTY DAMAGES</td> <td>-</td> <td>-</td> <td>-</td> </tr> <tr> <td>6. PROCUREMENT OF EQUIPMENT & VEHICLES (for FAPs)</td> <td>-</td> <td>-</td> <td>-</td> </tr> <tr> <td>7. FIELD SUPPORT SUPERVISION & MONITORING</td> <td>134,100.52 149,994.01</td> <td>-</td> <td>134,100.52 149,994.01</td> </tr> <tr> <td>8. CONSULTING SERVICES</td> <td>-</td> <td>-</td> <td>-</td> </tr> <tr> <td>9. TAXES (For selected FAPs)</td> <td>-</td> <td>-</td> <td>-</td> </tr> <tr> <td>10. CONTINGENCIES</td> <td>-</td> <td>-</td> <td>-</td> </tr> <tr> <td>TOTAL DIRECT COST</td> <td>5,000,000.00</td> <td>-</td> <td>5,000,000.00</td> </tr> </tbody> </table>	PROGRAM	Field Office	Central Office	Total	DIRECT COST				1. CIVIL WORKS	4,740,899.48	4,740,899.48		a. Contract Works	4,725,005.99	-	4,725,005.99	b. Force Account Works	-	-	-	2. INSTITUTIONAL DEVELOPMENT PROGRAM	75,000.00	-	75,000.00	3. CONSTRUCTION SURVEY	50,000.00	-	50,000.00	4. PARCELLARY SURVEY	-	-	-	5. RIGHT OF WAY ACQUISITION, PLANT/PROPERTY DAMAGES	-	-	-	6. PROCUREMENT OF EQUIPMENT & VEHICLES (for FAPs)	-	-	-	7. FIELD SUPPORT SUPERVISION & MONITORING	134,100.52 149,994.01	-	134,100.52 149,994.01	8. CONSULTING SERVICES	-	-	-	9. TAXES (For selected FAPs)	-	-	-	10. CONTINGENCIES	-	-	-	TOTAL DIRECT COST	5,000,000.00	-	5,000,000.00	Prepared by:  RHEA M. SANTIAGO Engineer A Approved:  GAUDENCIO M. DE VERA Acting Division Manager Noted:  JOHN N. CELESTE, DPA Regional Irrigation Manager
PROGRAM	Field Office	Central Office	Total																																																										
DIRECT COST																																																													
1. CIVIL WORKS	4,740,899.48	4,740,899.48																																																											
a. Contract Works	4,725,005.99	-	4,725,005.99																																																										
b. Force Account Works	-	-	-																																																										
2. INSTITUTIONAL DEVELOPMENT PROGRAM	75,000.00	-	75,000.00																																																										
3. CONSTRUCTION SURVEY	50,000.00	-	50,000.00																																																										
4. PARCELLARY SURVEY	-	-	-																																																										
5. RIGHT OF WAY ACQUISITION, PLANT/PROPERTY DAMAGES	-	-	-																																																										
6. PROCUREMENT OF EQUIPMENT & VEHICLES (for FAPs)	-	-	-																																																										
7. FIELD SUPPORT SUPERVISION & MONITORING	134,100.52 149,994.01	-	134,100.52 149,994.01																																																										
8. CONSULTING SERVICES	-	-	-																																																										
9. TAXES (For selected FAPs)	-	-	-																																																										
10. CONTINGENCIES	-	-	-																																																										
TOTAL DIRECT COST	5,000,000.00	-	5,000,000.00																																																										
IV. SOURCES OF FUNDS																																																													
A. CAPITAL OUTLAY 1. GOP : 2. Loan Proceeds :	(Continuation of signature area from previous section)																																																												