




**SUMMARY OF CY 2017 PROGRAM OF WORK (POW)**

REGION / PMO	: 1	Program No.	: 1
PROJECT TITLE	: Restoration/Rehabilitation/Repair of AMBURAYAN RIS	Date	: July 29, 2016
NAME OF SYSTEM/PROJECT	: AMBURAYAN RIS		
SYSTEMS CATEGORY	: NATIONAL IRRIGATION SYSTEM		
PROJECT DESCRIPTION	: Repair/Improvement of canal		

<b>I. GENERAL INFORMATION</b>			
<b>1. Project Location</b>		<b>6. Overall Project Cost</b>	Original Revised
a. Region	1	a. GOP	2,523,000.00
b. Province /	La Union	b. Loan Proceeds	
City /Municipality	Sudipen	c. Others (Equity, etc.)	
District	1	<b>TOTAL</b>	<b>2,523,000.00</b>
<b>2. Service Area /</b>		<b>7. Physical Target (Overall)</b>	
Designed Area (Ha.)	140 Ha.	a. New Area (Ha.)	
<b>3. Source of Water</b>	Amburayan River	b. Restored Area (Ha.)	
3.a Drainage Area		c. Repair Works:	
3.b Dependable Flow		c.1 Earth Canal (km.)	
<b>4. Type of Irrigation</b>		c.2 Lined Canal (km.)	0.1305 km.
	<b>5. PT of Diversion</b>	c.3 Structures (unit)	
	Latitude Longitude	c.4 Coconet Slope Protectionn (Sq.m.)	
a. Run off the River	✓ 16° 54' 45" 120° 27' 40"	c.5 Concrete Service Roads (km.)	
b. Reservoir		c.6 Earth/gravelsl Roads (km.)	
c. Ground Water Pump		c.7 Other repair works	
d. Others		c.8 Rehab. Area (Ha.)	75 Ha.
		d. Other Activities:	
		<b>8. Overall Implementation Schedule</b>	Original Revised
		a. Physical Starting Date	
		b. Completion Date	

<b>II. WORK TO BE DONE (For the current year)</b>			
<b>1. Performance weight</b>	%	<b>7. Physical Target</b>	
a. Contract Works	94.50	a. New Area (Ha.)	
b. Force Account Works	5.50	b. Restored Area (Ha.)	
c. Others	-	c. Repair Works:	
<b>TOTAL</b>	<b>100.00</b>	c.1 Earth Canal (km.)	
<b>2. Starting Date:</b>	When fund is made available	c.2 Lined Canal (km.)	0.1305 km.
<b>3. No. of days to Complete:</b>	120 calendar days	c.3 Structures (unit)	
		c.4 Coconet Slope Protectionn (Sq.m.)	
		c.5 Concrete Service Roads (km.)	
		c.6 Earth/gravelsl Roads (km.)	
		c.7 Other repair works	
		c.8 Rehab. Area (Ha.)	75 Ha.
		d. Other Activities:	

<b>III. BREAKDOWN OF CURRENT YEAR PROGRAM</b>				Prepared by:   <b>RHEA M. SANTIAGO</b> Engineer A
<b>DIRECT COST</b>	Field Office	Central Office	Total	
<b>1. CIVIL WORKS</b>	2,420,126.57	-	2,420,126.57	
a. Contract Works	2,384,127.92	-	2,384,127.92	
b. Force Account Works	-	-	-	
<b>2. INSTITUTIONAL DEVELOPMENT PROGRAM</b>	37,845.00	-	37,845.00	
<b>3. CONSTRUCTION SURVEY</b>	25,230.00	-	25,230.00	
<b>4. PARCELLARY SURVEY</b>	-	-	-	
<b>5. RIGHT OF WAY ACQUISITION, PLANT/PROPERTY DAMAGES</b>	-	-	-	
<b>6. PROCUREMENT OF EQUIPMENT &amp; VEHICLES (for FAPs)</b>	-	-	-	
<b>7. FIELD SUPPORT SUPERVISION &amp; MONITORING</b>	39,798.43 75,797.08	-	39,798.43 75,797.08	
<b>8. CONSULTING SERVICES</b>	-	-	-	
<b>9. TAXES (For selected FAPs)</b>	-	-	-	
<b>10. CONTINGENCIES</b>	-	-	-	
<b>TOTAL DIRECT COST</b>	<b>2,523,000.00</b>	<b>-</b>	<b>2,523,000.00</b>	
<b>IV. SOURCES OF FUNDS</b>				Approved:   <b>GAUDIO M. DE VERA</b> Acting Division Manager
<b>A. CAPITAL OUTLAY</b>				
1. GOP				
2. Loan Proceeds				
				Noted:   <b>JOHN N. CELESTE, DPA</b> Regional Irrigation Manager